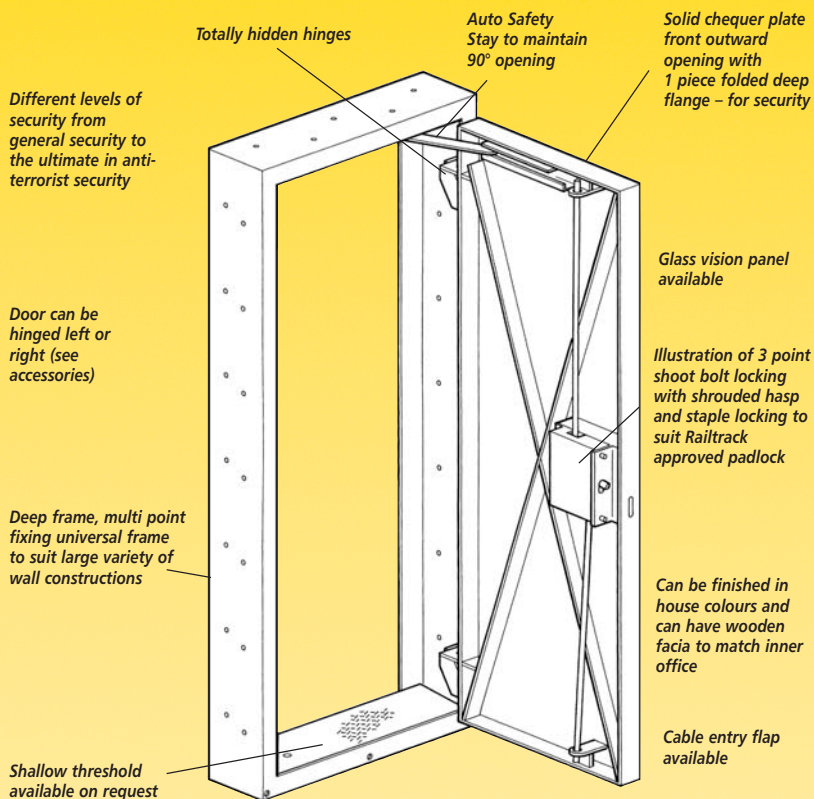
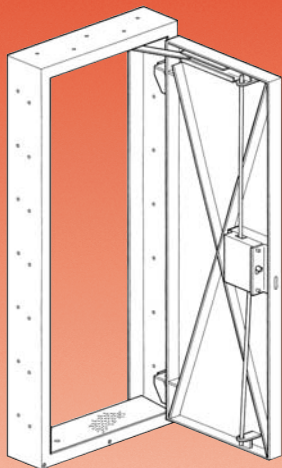


SECURITY AND GENERAL FEATURES OF THE TECHNORAIL ULTRASECURE DOOR RANGE

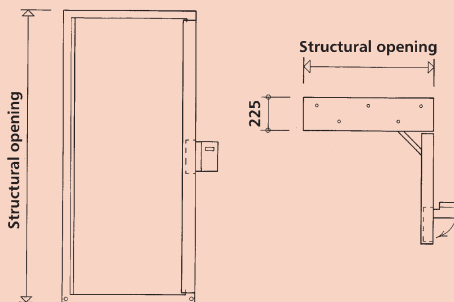


- ALL DOORS ARE MADE TO SUIT INDIVIDUAL CUSTOMER REQUIREMENTS •
- LASER CUT IDENTIFICATION TO CUSTOMER REQUIREMENTS •
- LOUVRE VENTS ACCESSORY POSITIONED WHERE REQUIRED •
- HOT DIP GALVANISED AFTER MANUFACTURE TO BS EN ISO 1461 •
- EXTERNAL PAINT FINISHES ARE AVAILABLE FOR AESTHETIC APPEARANCE IF REQUIRED •
- ALTERNATIVE MATERIALS AVAILABLE ON REQUEST •

ULTRASECURE LPCB APPROVED DOOR



SECTION/PLAN DETAILS



TYPE DS1/DV4

PRODUCT USES

Tested and certified to Loss Prevention Certification Board 1175: Issue 4, Security Rating 4, Certification No. 450a/03 with approved padlocks. Now recognised as the new standard level of security to adopt. Used for Relay Rooms & numerous other unmanned buildings

STANDARD PRODUCT FEATURES

- Door has an LPCB 4 Rating tested and certified, Certificate No. 450a/03 with approved padlocks
- Fitted internal override locking handle
- Solid chequer plate front outward opening with 1 piece folded deep flange – for security
- Totally hidden hinges
- 3 point stainless steel shoot bolt locking with shrouded hasp and staple locking to suit LPCB approved padlock
- Auto Safety Stay to maintain 90° opening
- Deep frame, multi point fixing universal frame to suit large variety of wall constructions
- Any size available, please specify
- Manufactured from minimum 4mm steel plate
- Hot dip galvanised after manufacture to BS EN ISO 1461
- External paint finishes are available for aesthetic appearance if required and will be applied over etch primer and base coat
- Alternative materials available on request

AVAILABILITY (as standard)

ACCESSORIES

- /D1 Identification marking
- /LV Louvre Vent
- /HL Door hinged left
- /ALAWINT Alarm Package
- /XP External paint colour (please specify)
- /IF Internal Wooden Facia

HOW TO ORDER/SPECIFY

- Progression example for specifying
1. Select Product Reference: DS1/DV4
 2. Add structural opening H x W i.e. 2150mm High x 940mm Wide = /215-94
 3. Add accessory i.e. /LV Louvre Vents

Full reference: DS1/DV4/215-94/LV