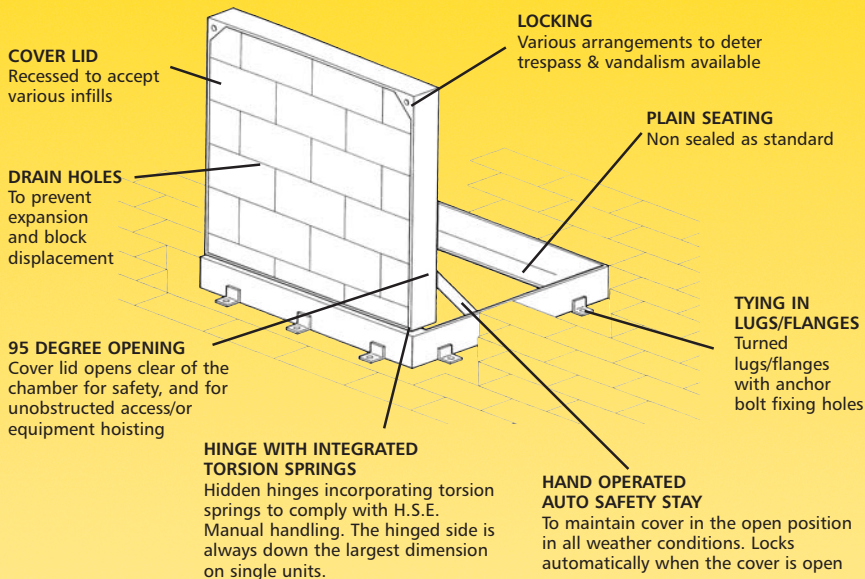
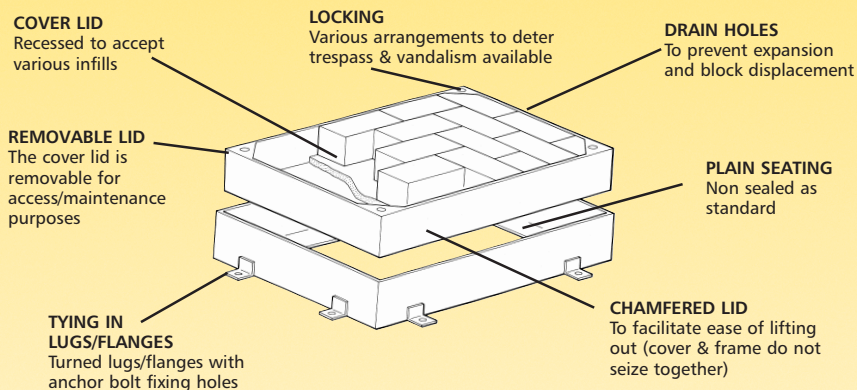


SECURITY AND GENERAL FEATURES OF THE TECHNORAIL ULTRASECURE RECESSED IN-FILL COVERS & DUCTING

• HINGED • SINGLE UNIT •

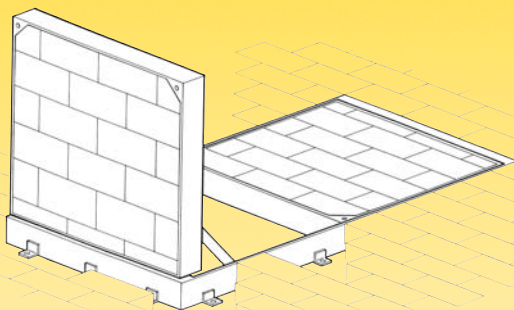


• DROP-ON • SINGLE UNIT •



ULTRASECURE RECESSED IN-FILL COVER

- HIDDEN HINGE • TWIN UNIT •



TYPE RH2

PRODUCT USES

For Block, concrete, stone & various other infills. Generally used on platforms, access points and other areas with infrequent traffic.

STANDARD PRODUCT AND TECHNICAL DETAILS

- Recessed to accept any infill (specify)
- Plain seating
- Torsion spring assisted to comply with H.S.E. Manual Handling for one person operation
- Auto safety stay
- Anchor lugs for secure fixing
- Various locking devices to suit individual requirements, contact Technical Department
- Manufactured from minimum 4mm steel plate
- Hot dip galvanised after manufacture to BS EN ISO 146
- Security rating 2 to combat trespass & vandalism.

ACCESSORIES

- /S2 Double seal inc. rubber gasket
- /D1 Service ID

HOW TO ORDER/SPECIFY

Progression example for specifying

1. Select Product Reference: RH2
 2. Add clear opening size i.e. 130-70
 3. Add load class i.e. /A
 4. Add accessory i.e. /S2 - double seal
- Full reference: RH2/130-70/A/S2

CLEAR OPENING SIZES CHART

USING THE CHART

Always take the **largest clear opening dimension first** from the column of sizes on the left of the chart. The second smaller dimension is related to the sizes running diagonally down the right hand of the chart. The specifying code is where the two meet i.e. 1300 x 700 = an 130-70 specifying code.

ALTERNATIVE SIZES

The chart provides clear opening sizes in 100 mm increments, **any clear opening size is available as Standard**, and can be specified by deleting the last digit of the size, i.e. 1310 x 610 mm becomes an 131-61 specifying code. Sizes in 5 mm will be rounded up to nearest 10.

	600	700	800	900	1000
600					
700					
800					
900			90-80	90-90	
1000	100-60	100-70	100-80	100-90	100-100
1100	110-60	110-70	110-80	110-90	110-100
1200	120-60	120-70	120-80	120-90	120-100
1300	130-60	130-70	130-80	130-90	130-100
1400	140-60	140-70	140-80	140-90	140-100
1500	150-60	150-70	150-80	150-90	150-100

LOAD CLASSES • BS EN 124

European standard for trafficked access covers

AREA USAGE	CODE
<p>15kN (1.5 Tonne)</p>	/A
<p>Access Areas, Walkways, Platforms & Pedestrian level crossings</p> <p>Recommended S.M.W.L. Not exceeding 1 Tonne</p>	