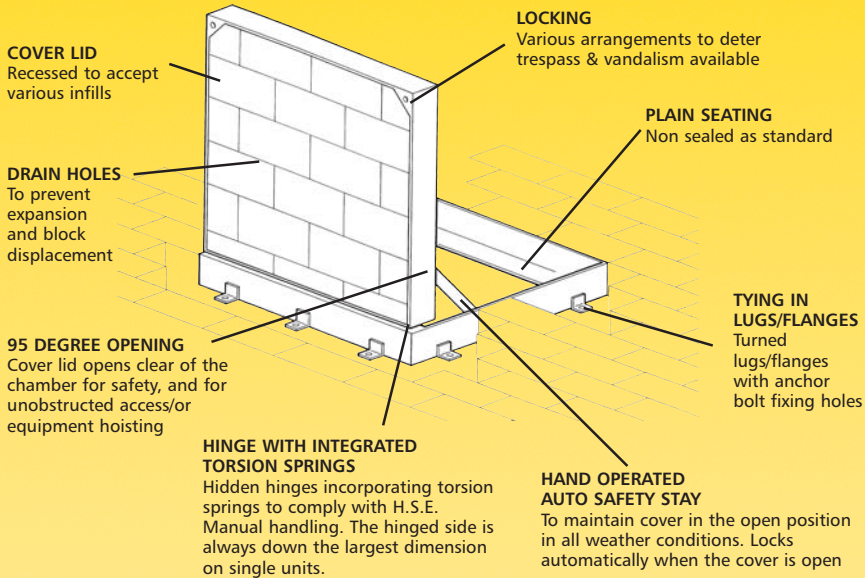
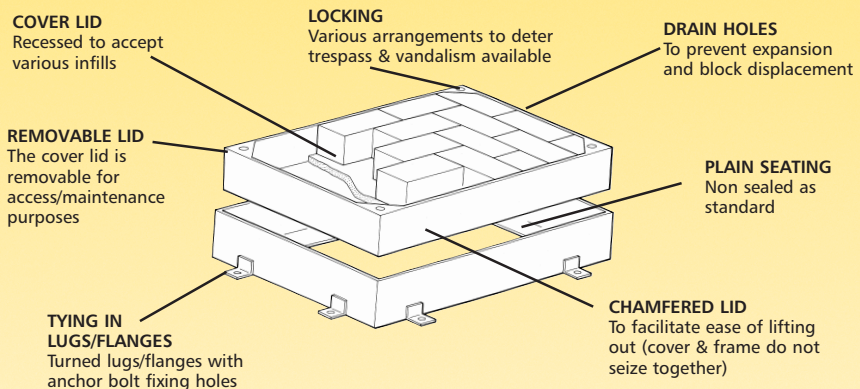


SECURITY AND GENERAL FEATURES OF THE TECHNORAIL ULTRASECURE RECESSED IN-FILL COVERS & DUCTING

• HINGED • SINGLE UNIT •



• DROP-ON • SINGLE UNIT •



TYPE RH1

PRODUCT USES

For Block, concrete, stone & various other infills. Generally used on platforms, access points and other areas with infrequent traffic.

STANDARD PRODUCT AND TECHNICAL DETAILS

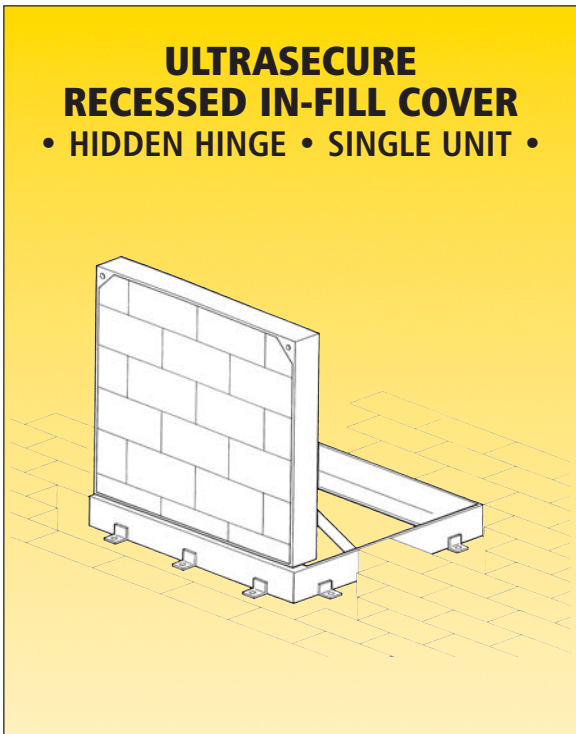
- Recessed to accept any infill (specify)
- Plain seating
- Torsion spring assisted to comply with H.S.E. Manual Handling for one person operation
- Auto safety stay
- Anchor lugs for secure fixing
- Various locking devices to suit individual requirements, contact Technical Department
- Manufactured from minimum 4mm steel plate
- Hot dip galvanised after manufacture to BS EN ISO 146
- Security rating 2 to combat trespass & vandalism.

ACCESSORIES

- /S2 Double seal inc. rubber gasket
- /D1 Service ID

HOW TO ORDER/SPECIFY

- Progression example for specifying
1. Select Product Reference: RH1
 2. Add clear opening size i.e. 70-60
 3. Add load class i.e. /A
 4. Add accessory i.e. /S2 - double seal
- Full reference: RH1/70-60/A/S2**



ALL TECHNICAL DETAILS ARE COPYRIGHT, AND MUST NOT BE REPRODUCED WITHOUT PRIOR CONSENT

CLEAR OPENING SIZES CHART

USING THE CHART

Always take the **largest clear opening dimension first** from the column of sizes on the left of the chart. The second smaller dimension is related to the sizes running diagonally down the right hand of the chart. The specifying code is where the two meet i.e. 700 x 600 = an 81-61 specifying code.

ALTERNATIVE SIZES

The chart provides clear opening sizes in 50 or 100 mm increments, **any clear opening size is available as Standard**, and can be specified by deleting the last digit of the size, i.e. 810 x 610 mm becomes an 81-61 specifying code. Sizes in 5 mm will be rounded up to nearest 10.

	200	300	400	450	500	600	650	700	750	800	900	1000	1050	1100	1200
200															
300	30-20	30-30													
400	40-20	40-30	40-40												
450	45-20	45-30	45-40	45-45											
500	50-20	50-30	50-40	50-45	50-50										
600	60-20	60-30	60-40	60-45	60-50	60-60									
650	65-20	65-30	65-40	65-45	65-50	65-60	65-65								
700	70-20	70-30	70-40	70-45	70-50	70-60	70-65	70-70							
750	75-20	75-30	75-40	75-45	75-50	75-60	75-65	75-70	75-75						
800		80-30	80-40	80-45	80-50	80-60	80-65	80-70	80-75						
900		90-30	90-40	90-45	90-50	90-60	90-65	90-70	90-75						
1000			100-40	100-45	100-50	100-60	100-65	100-70							
1050			105-40	105-45	105-50	105-60	105-65								
1100															
1200															