
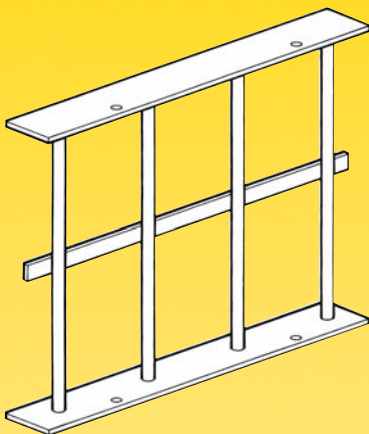


01/07/03

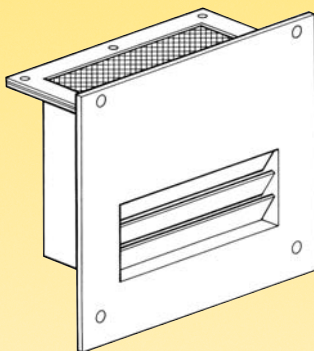
ULTRASECURE ANCILLARY SECURITY PRODUCTS



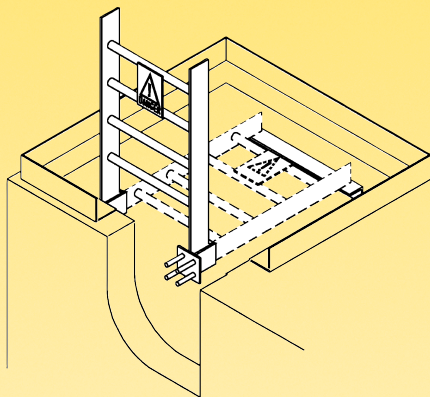
BOTTOM CABINET POSTS



WINDOW BARS




LOUVRE VENT




LADDER/SAFETY GRID

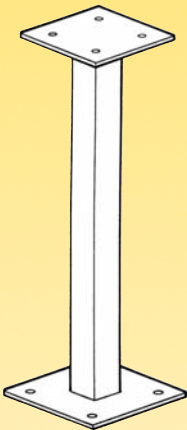
ULTRASECURE ANCILLARY SECURITY PRODUCTS CABINET POSTS



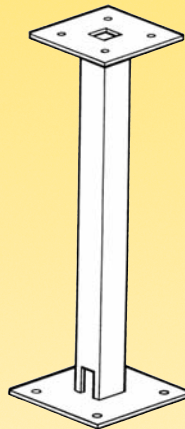
REAR CABINET POST
REF: RCP



REAR CABINET POST CABLE ENTRY
REF: RCPC

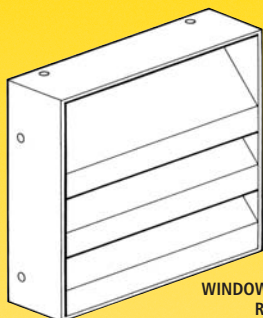


BOTTOM CABINET POST
REF: BCP

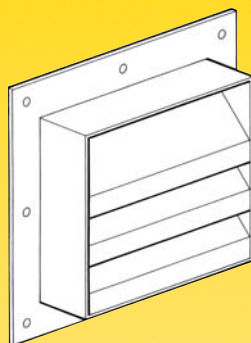


BOTTOM CABINET POST CABLE ENTRY
REF: BCPC

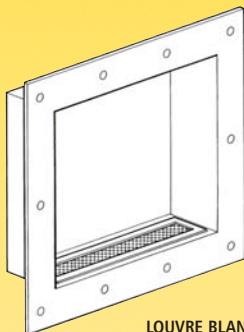
ULTRASECURE ANCILLARY SECURITY PRODUCTS



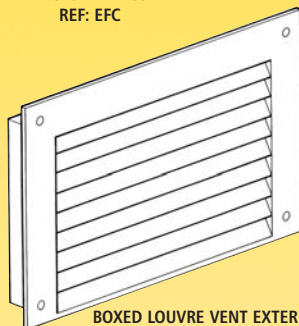
WINDOW LOUVRE VENT
REF: WLV



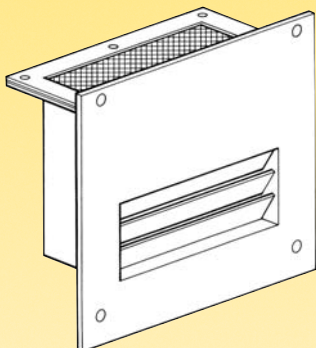
EXTRACTOR FAN COVER
REF: EFC



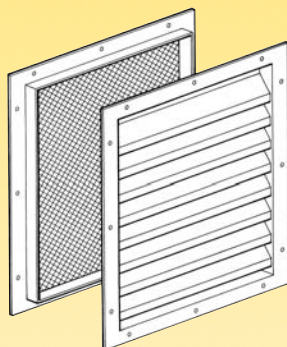
LOUVRE BLANKING PLATE
REF: LBP



BOXED LOUVRE VENT EXTERNAL
REF: BLVE

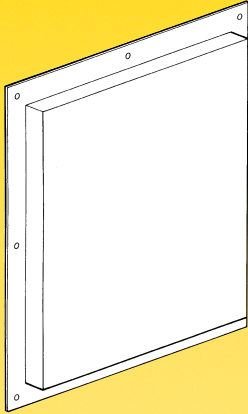


BOXED LOUVRE VENT
REF: BLV

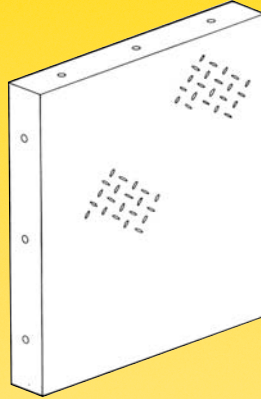


EXTERNAL STANDARD LOUVRE VENT UNIT
REF: ESLV

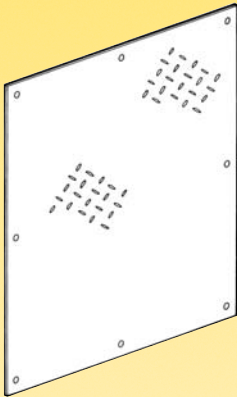
ULTRASECURE ANCILLARY SECURITY PRODUCTS




AIRBRICK COVER
REF: ACC



WINDOW BLANKING PLATE
REF: WBP




WINDOW FLAT BLANKING PLATE
REF: FBP




COVER PLATE
REF: CP

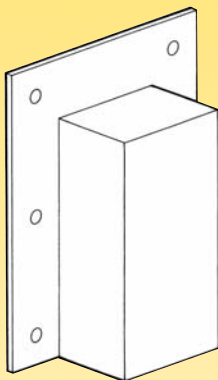
ULTRASECURE ANCILLARY SECURITY PRODUCTS




WINDOW BARS
REF: WB



INDIVIDUAL WINDOW BAR
REF: IWB



CABLE ENTRY PROTECTOR
REF: CEP



INTERNAL FITTING CABLE COVER PLATE
REF: CECP

ACCESSORIES IN ALPHABETICAL ORDER

00/00/00

ACCESSORY	CODE
AIR CONDITIONING MANAGEMENT SYSTEM	ACMS
AIRBRICK COVER	ACC
"ALARM PACKAGE (Sentrol, viper & IP65 box)"	ALAWINT
BOXED LOUVRE VENT	BLV
BOXED LOUVRE VENT EXTERNAL	BLVE
CABINET POSTS - BOTTOM	BCP
CABINET POSTS - BOTTOM CABLE ENTRY	BCPC
CABINET POSTS - REAR	RCP
CABINET POSTS - REAR CABLE ENTRY	RCPC
CABLE ENTRY FLAP	CEF
CABLE ENTRY PROTECTOR	CEP
CHEQUER	C1
COMBINED PULL DOWN LOCKING WITH RECESSED HASP & STAPLE	L5
CONCRETE BASE	CB
COVER PLATE	CP
DIGITAL PAD LOCKING SYSTEM	DP
DOOR HINGED LEFT (hinged right as standard)	HL
DOUBLE SEAL	S2
DROP ON, WALK ON SAFETY GRID	G2
END HINGED	H2
EURO PROFILE FLUSH CYLINDER LOCKING	PC
EXTERNAL PAINT FINISH	XP+Spec. col.
EXTERNAL STANDARD LOUVRE VENT UNIT	ESLV
EXTERNAL WOODEN FACIA	EF
EXTRACTOR FAN COVER	EFC
DEEPER FRAME	F1
FIRE TRAY HALF	FTH
FIRE TRAY FULL	FTF
FULL SKIRT	F3
HALF DOOR	HD
HASP & STAPLE LOCKING	L3
HINGED LADER/SAFETY GRID	G1
HINGED, WALK ON SAFETY GRID	G4
IDENTIFICATION MARKING	D1
INDIVIDUAL WINDOW BAR	IWB
IN-LINE HINGED	H3

ACCESSORIES IN ALPHABETICAL ORDER

ACCESSORY

CODE

01/07/03

INNER PADLOCK FACILITY	L6
INTERNAL FITTING CABLE COVER PLATE	CECP
INTERNAL PANIC BAR	IPB
INTERNAL SHELVING	IS
INTERNAL WOODEN FACIA	IF
LOCKING BOLTS	L4
LOCKING SYSTEM	LS
LOCKING ON TOP	L7
LOUVRE BLANKING PLATE	LBP
LOUVRE VENT	LV
OVERRIDE INTERNAL LOCKING HANDLE	ORH
PADLOCK FACILITY FOR LADDER SAFETY GRID	L9
PEEP HOLE	P1
PLYWOOD BACKBOARD	PB
RIGHT HAND OPENING (Left hand opening as standard)	RHO
RUBBER SEAL	RS
SHALLOW THRESHOLD	ST
SINGLE SEAL	S1
SECURITY LEVEL 4 UPGRADE	SL4
SPRING ASSISTED LIFT	SA
STANDARD BR-1 LOCK	BR1
STEEL BASE	SB
SUPPLY & FIT	S&F
SUPPORT POST	SP
SWIPE CARD LOCKING SYSTEM	SC
TECHNOLOK	L1
TURNBUCKLE LOCK & LIFT	L2
VISION PANEL	VP
WINDOW BARS	WB
WINDOW BLANKING PLATE	WBP
WINDOW FLAT BLANKING PLATE	FBP
WINDOW LOUVRE VENT	WLV
YELLOW BAND	YB
YELLOW LID	YL